

Why Program?

Chapter 1

Python for Informatics: Exploring Information
www.pythonlearn.com

open.michigan

Unless otherwise noted, the content of this course material is licensed under a Creative Commons Attribution 3.0 License.

<http://creativecommons.org/licenses/by/3.0/>.

Copyright 2010- Charles Severance

Pre-Requirement: Please Install Python

Setting up your PythonLearn Development Environment

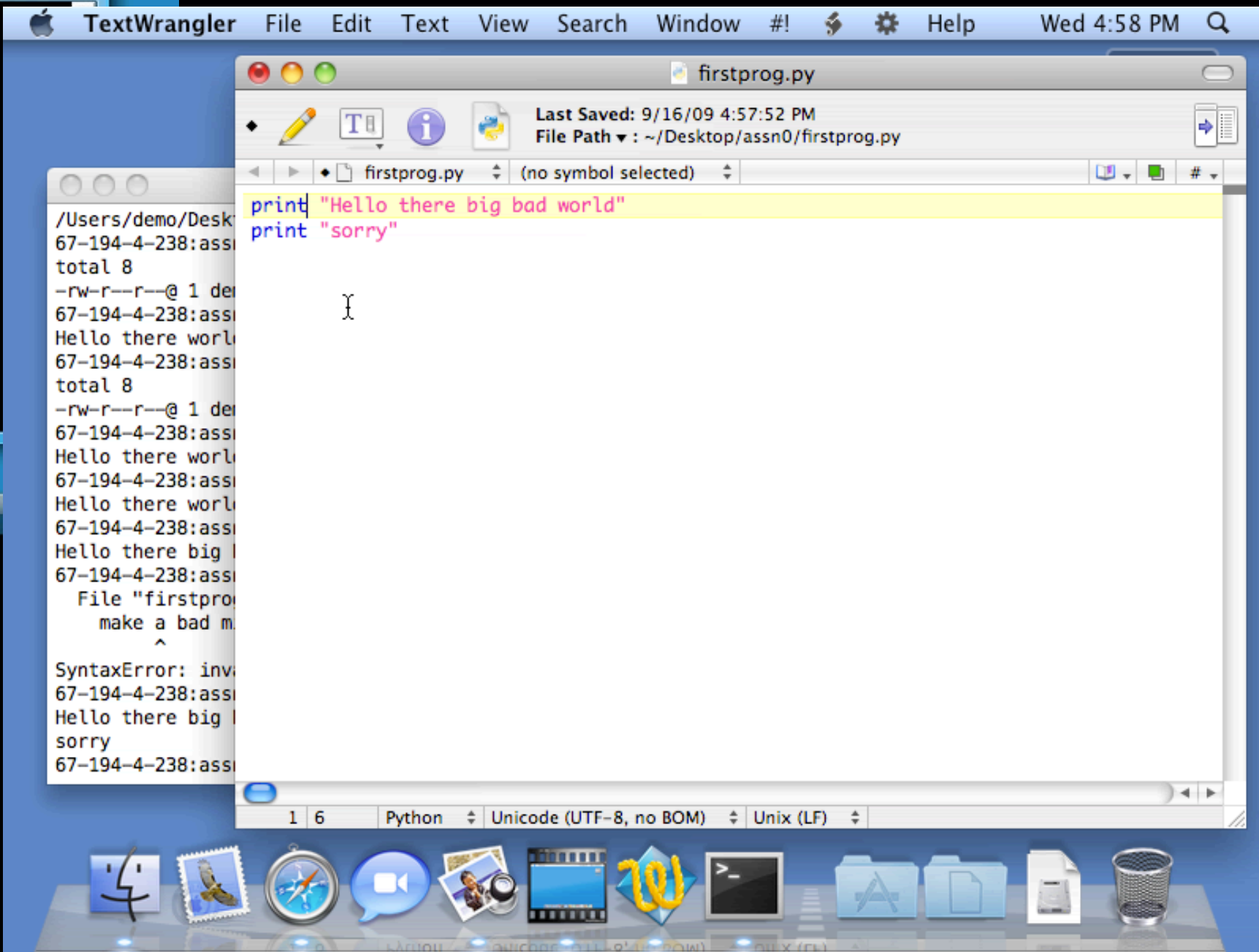
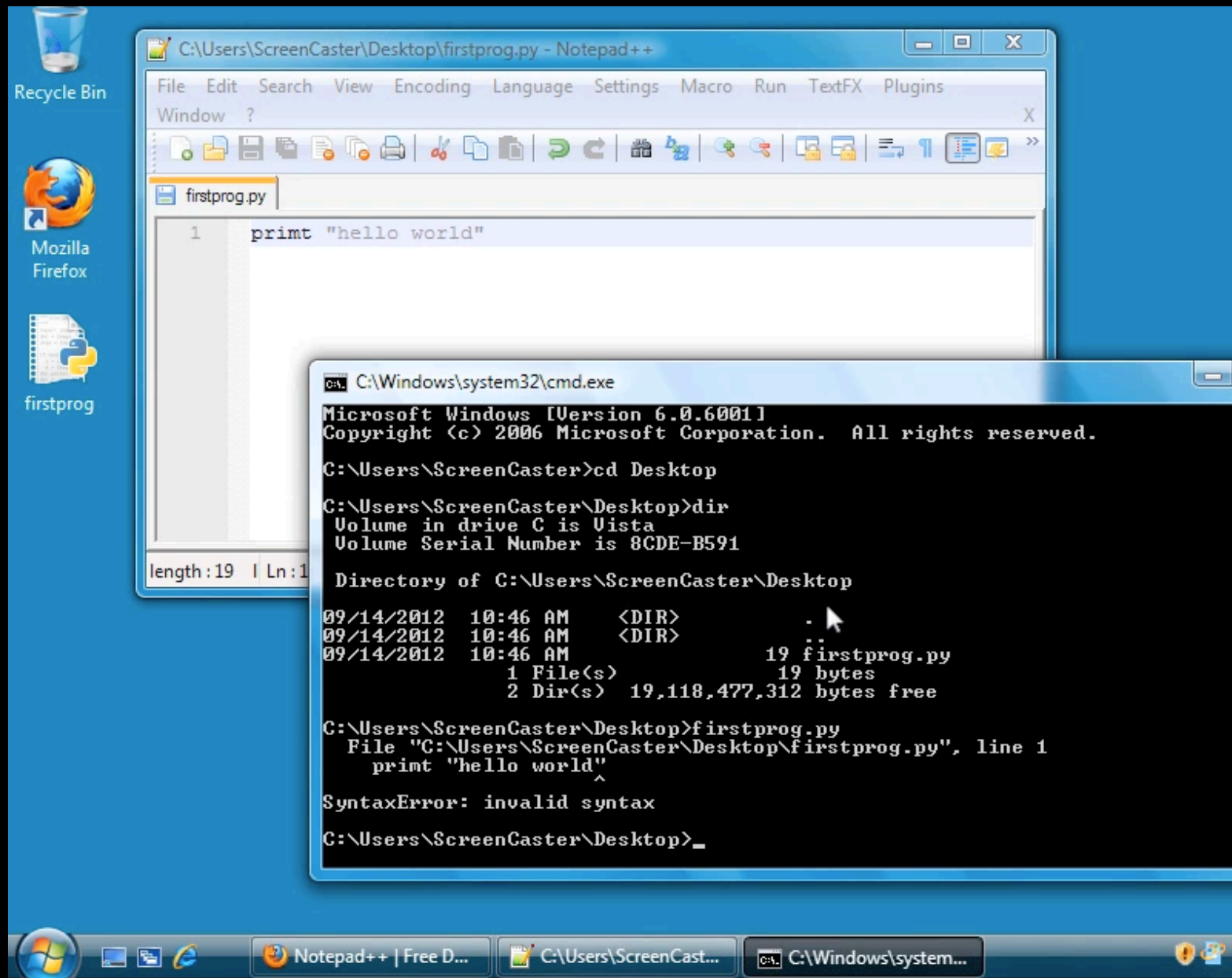
We have separate pages for each of the commonly used Operating Systems:

- [Setting up the PythonLearn Environment in Microsoft Windows](#)
- [Setting up the PythonLearn Environment on a Macintosh](#)
- [Setting up the PythonLearn Environment on a Raspberry Pi \(New\)](#)

Note: Make sure that you have Python 2.6.1 or later but do not install Python 3.x. There are significant differences between Python 2 and Python 3 and this book and class is still Python 2.

You will need [Quicktime](#) (or iTunes) installed on your computer to view any video materials or screencasts. You should probably download the high quality copies of these files or screencasts to your computer and view/play them locally. They are rather large files and you will want to move back and forth as well as start and stop the podcasts so you can perform the steps as indicated.

<http://www.pythonlearn.com/install.php>




<http://www.pythonlearn.com/install.php>

Back to the Introduction...

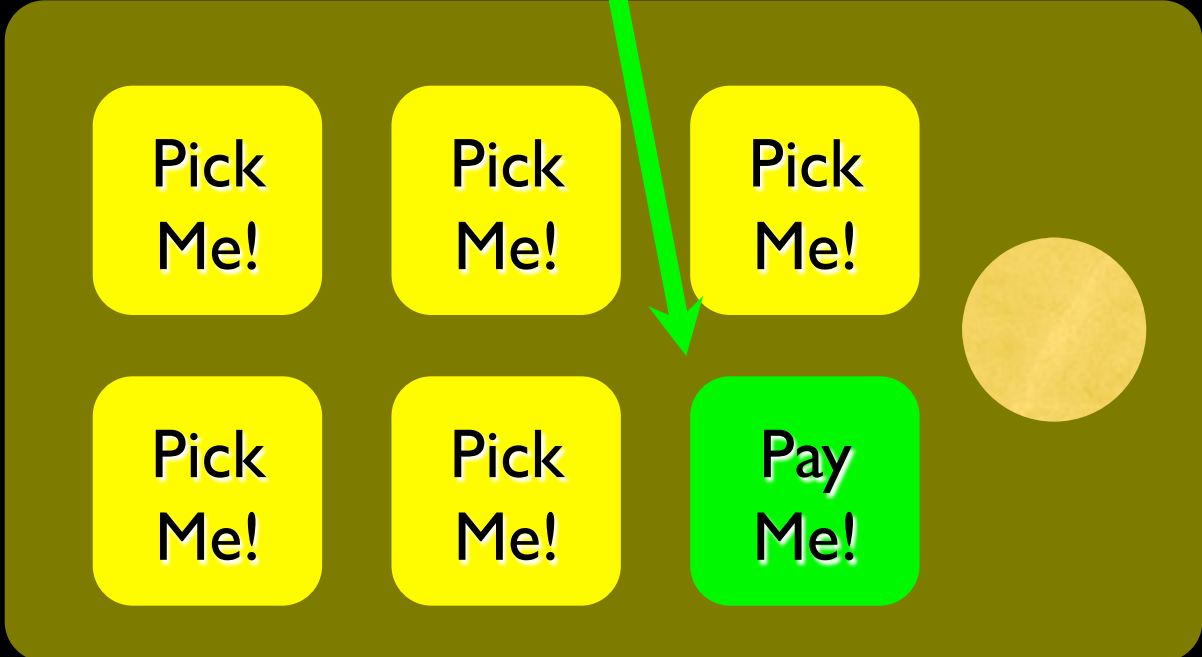
Computers want to be helpful...

- Computers are built for one purpose - to do things for us
- But we need to speak their language to describe what we want done
- Users have it easy - someone already put many different programs (instructions) into the computer and users just pick the ones we want to use



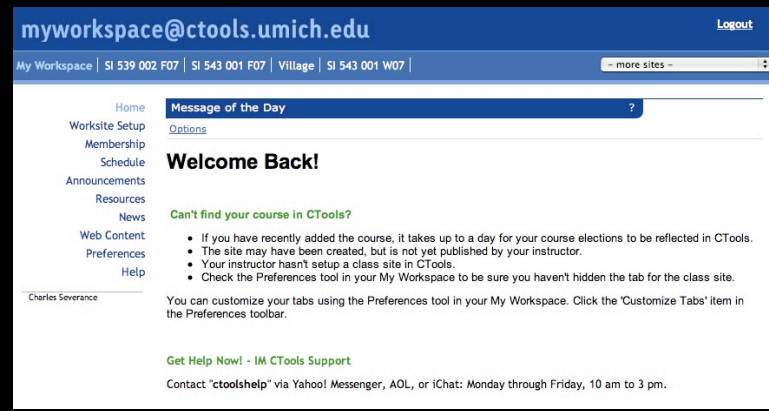
Programmers Anticipate Needs

- iPhone Applications are a market
- iPhone Applications have over 3 Billion downloads
- Programmers have left their jobs to be full-time iPhone developers
- Programmers know the **ways of the program**



Users .vs. Programmers

- Users see computers as a set of tools - word processor, spreadsheet, map, todo list, etc.
- Programmers learn the computer “ways” and the computer language
- Programmers have some tools that allow them to build new tools
- Programmers sometimes write tools for lots of users and sometimes programmers write little “helpers” for themselves to automate a task



User



Why be a programmer?

- To get some task done - we are the user and programmer
 - Clean up survey data
- To produce something for others to use - a programming job
 - Fix a performance problem in the Sakai software
 - Add guestbook to a web site

What is Code? Software? A Program?

- A sequence of stored instructions
 - It is a little piece of our intelligence in the computer
 - It is a little piece of our intelligence we can give to others - we figure something out and then we encode it and then give it to someone else to save them the time and energy of figuring it out
- A piece of creative art - particularly when we do a good job on user experience

Programs for Humans...



<http://www.youtube.com/watch?v=vlzwuFkn88U>
<http://www.youtube.com/watch?v=sN62PAKoBfE>

while music is playing:

Left hand out and up

Right hand out and up

Flip Left hand

Flip Right hand

Left hand to right shoulder

Right hand to left shoulder

Left hand to back of head

Right hand to back of head

Left hand to right hip

Right hand to left hip

Left hand on left bottom

Right hand on right bottom

Wiggle

Wiggle

Jump

Programs for Humans...



<http://www.youtube.com/watch?v=vlzwwFkn88U>

while music is playing:

Left hand out and up

Right hand out and up

Flip Left hand

Flip Right hand

Left hand to right shoulder

Right hand to left shoulder

Left hand to back of head

Right **ham** to back of head

Left hand to right **hit**

Right hand to left **hit**

Left hand on left bottom

Right hand on right bottom

Wiggle

Wiggle

Jump

Programs for Humans...



<http://www.youtube.com/watch?v=vlzwwuFkn88U>
<http://www.youtube.com/watch?v=sN62PAKoBfE>

while music is playing:

Left hand out and up

Right hand out and up

Flip Left hand

Flip Right hand

Left hand to right shoulder

Right hand to left shoulder

Left hand to back of head

Right hand to back of head

Left hand to right hip

Right hand to left hip

Left hand on left bottom

Right hand on right bottom

Wiggle

Wiggle

Jump

Programs for Humans...



<http://www.youtube.com/watch?v=vlzwwuFkn88U>

<http://www.youtube.com/watch?v=sN62PAKoBfE>



the clown ran after the car and the car ran into the tent and the tent fell down on the clown and the car



Programs for Python...



Programs for Python...

```
name = raw_input('Enter file:')
handle = open(name, 'r')
text = handle.read()
words = text.split()

counts = dict()
for word in words:
    counts[word] = counts.get(word,0) + 1
bigcount = None
bigword = None

for word,count in counts.items():
    if bigcount is None or count > bigcount:
        bigword = word
        bigcount = count
print bigword, bigcount
```

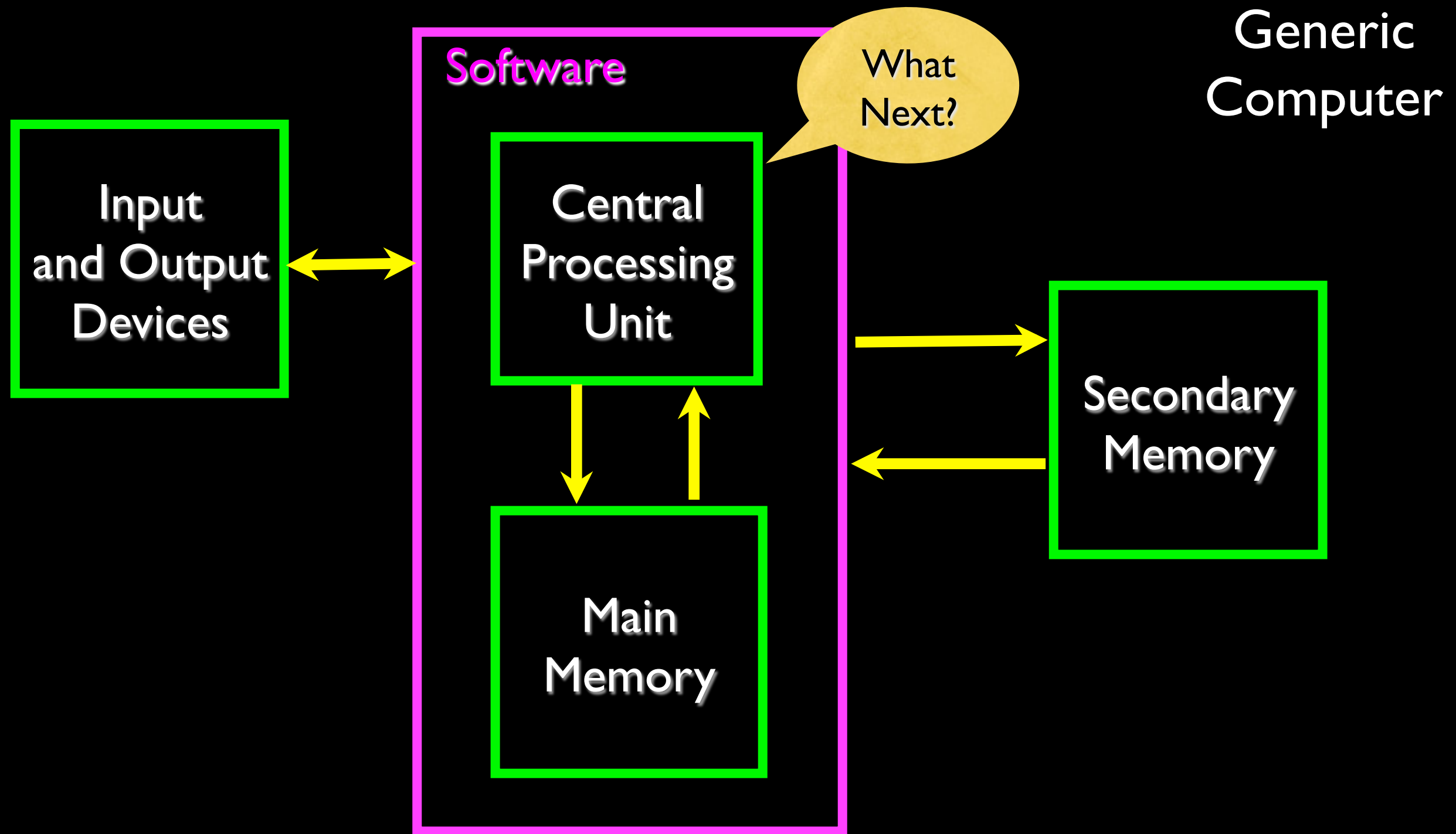
```
python words.py
Enter file: words.txt
to 16
```

```
python words.py
Enter file: clown.txt
the 7
```

Hardware Architecture




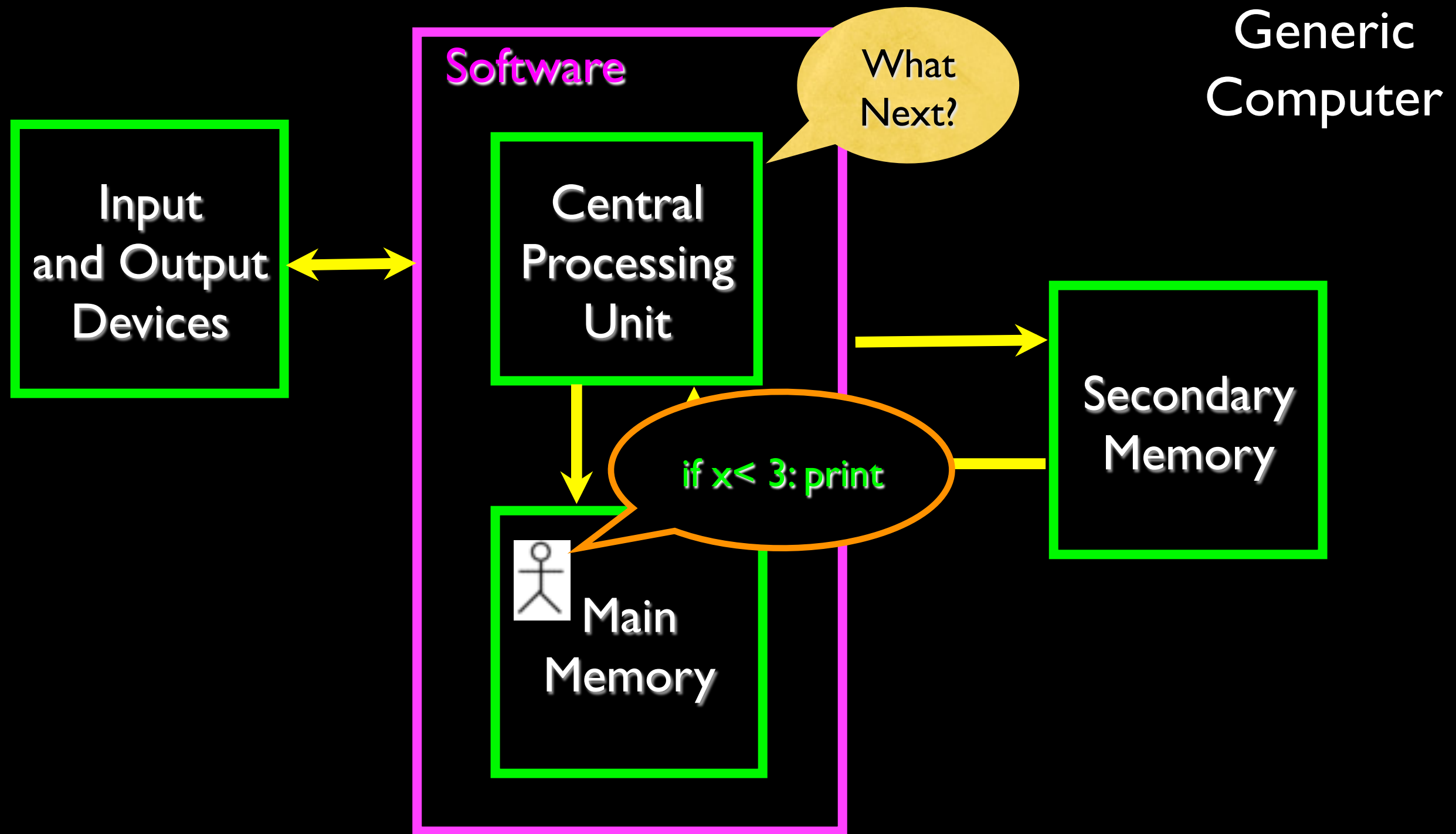
<http://upload.wikimedia.org/wikipedia/commons/3/3d/RaspberryPi.jpg>

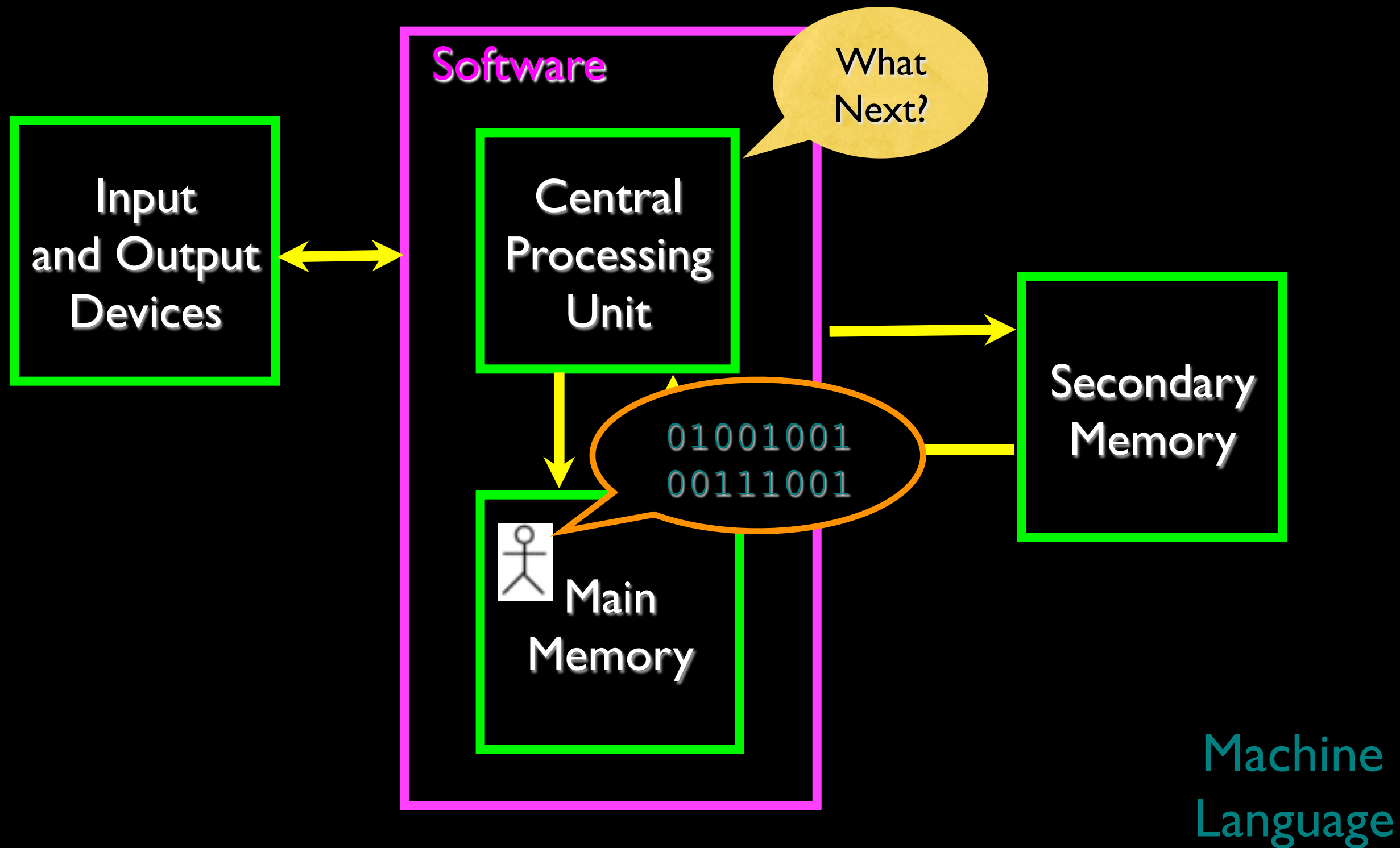


Definitions


- **Central Processing Unit:** Runs the Program - The CPU is always wondering “what to do next”? Not the brains exactly - very dumb but very very fast
- **Input Devices:** Keyboard, Mouse, Touch Screen
- **Output Devices:** Screen, Speakers, Printer, DVD Burner
- **Main Memory:** Fast small temporary storage - lost on reboot - aka RAM
- **Secondary Memory:** Slower large permanent storage - lasts until deleted - disk drive / memory stick








Totally Hot CPU



<http://www.youtube.com/watch?v=y39D4529FM4>

Hard Disk in Action



<http://www.youtube.com/watch?v=9eMWG3fwiEU>


Python as a Language

Parseltongue is the language of serpents and those who can converse with them. An individual who can speak Parseltongue is known as a Parselmouth. It is a very uncommon skill, and may be hereditary. Nearly all known Parselmouths are descended from Salazar Slytherin.



<http://harrypotter.wikia.com/wiki/Parseltongue>

Python is the language of the Python Interpreter and those who can converse with it. An individual who can speak Python is known as a Pythonista. It is a very uncommon skill, and may be hereditary. Nearly all known Pythonistas use software initially developed by Guido van Rossum.



Early Learner: Syntax Errors

- We need to learn the **Python language** so we can communicate our instructions to Python. In the beginning we will make lots of mistakes and speak gibberish like small children.
- When you make a mistake, the computer does not think you are “cute”. It says “**syntax error**” - given that it **knows** the language and you are just learning it. It seems like Python is cruel and unfeeling.
- You must remember that **you** are intelligent and **can** learn - the computer is simple and very fast - but cannot learn - so it **is easier for you to learn Python than for the computer to learn English...**

Talking to Python



```
csev$ python
```

```
Python 2.5 (r25:51918, Sep 19 2006, 08:49:13)
```

```
[GCC 4.0.1 (Apple Computer, Inc. build 5341)] on darwin
```

```
Type "help", "copyright", "credits" or "license" for more information.
```

```
>>>
```



What next?

```
csev$ python
```

```
Python 2.5 (r25:51918, Sep 19 2006, 08:49:13)
```

```
[GCC 4.0.1 (Apple Computer, Inc. build 5341)] on darwin
```

```
Type "help", "copyright", "credits" or "license" for more information.
```

```
>>> x = 1
```

```
>>> print x
```

```
1
```

```
>>> x = x + 1
```

```
>>> print x
```

```
2
```

```
>>> exit()
```

This is a good test to make sure that you have Python correctly installed. Note that `quit()` also works to end the interactive session.

Lets Talk to Python...

```
Default
dr-chuck2:~ csev$ python
Python 2.6.1 (r261:67515, Jun 24 2010, 21:47:49)
[GCC 4.2.1 (Apple Inc. build 5646)] on darwin
Type "help", "copyright", "credits" or "license" for more information.
>>> print "hello world"
hello world
>>> █
```

```
Administrator: C:\Windows\system32\cmd.exe - C:\Python27\python.exe
Microsoft Windows [Version 6.0.6001]
Copyright (c) 2006 Microsoft Corporation. All rights reserved.

C:\Users\Administrator>C:\Python27\python.exe
Python 2.7.2 (default, Jun 12 2011, 15:08:59) [MSC v.1500 32 bit (Intel)] on win
32
Type "help", "copyright", "credits" or "license" for more information.
>>> print "hello world"
hello world
>>> _
```

What do we Say?

Elements of Python

- Vocabulary / Words - Variables and Reserved words (Chapter 2)
- Sentence structure - valid syntax patterns (Chapters 3-5)
- Story structure - constructing a program for a purpose

```
name = raw_input('Enter file:')
handle = open(name, 'r')
text = handle.read()
words = text.split()

counts = dict()
for word in words:
    counts[word] = counts.get(word,0) + 1
bigcount = None
bigword = None

for word,count in counts.items():
    if bigcount is None or count > bigcount:
        bigword = word
        bigcount = count
print bigword, bigcount
```

A short “Story”
about how to count
words in a file in
Python.

```
python words.py
Enter file: words.txt
to 16
```

Reserved Words

- You can not use **reserved words** as variable names / identifiers

and del for is raise assert elif
from lambda return break else
global not try class except if or
while continue exec import pass
yield def finally in print

Sentences or Lines

`x = 2` ← Assignment Statement

`x = x + 2` ← Assignment with expression

`print x` ← Print statement

Variable

Operator

Constant

Reserved Word

Programming Paragraphs

Python Scripts

- Interactive Python is good for experiments and programs of 3-4 lines long
- But most programs are much longer so we type them into a file and tell python to run the commands in the file.
- In a sense we are “giving Python a script”
- As convention, we add “.py” as the suffix on the end of these files to indicate they contain Python

Writing a Simple Program

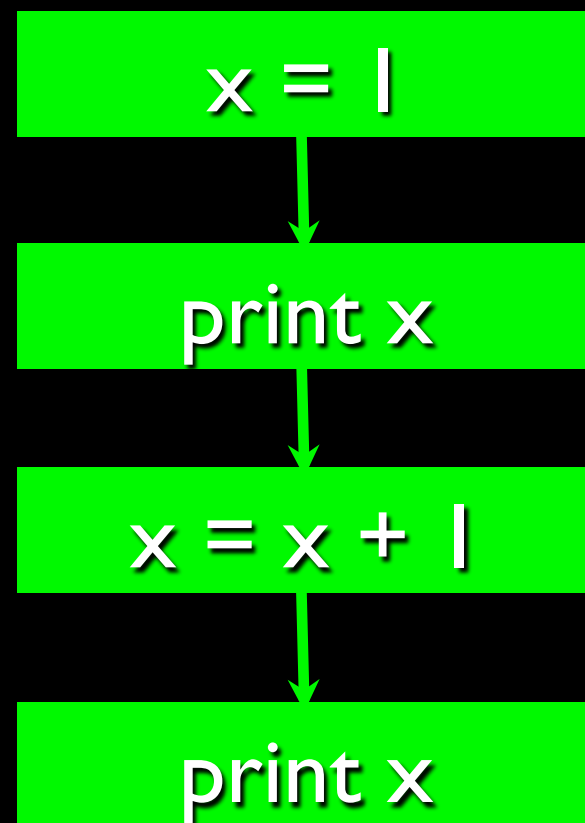
Interactive versus Script

- Interactive
 - You type directly to Python one line at a time and it responds
- Script
 - You enter a sequence of statements (lines) into a file using a text editor and tell Python to execute the statements in the file

Program Steps or Program Flow

- Like a recipe or installation instructions, a program is a sequence of steps to be done in order
- Some steps are conditional - they may be skipped
- Sometimes a step or group of steps are to be repeated
- Sometimes we store a set of steps to be used over and over as needed several places throughout the program (Chapter 4)

Sequential Steps



Program:

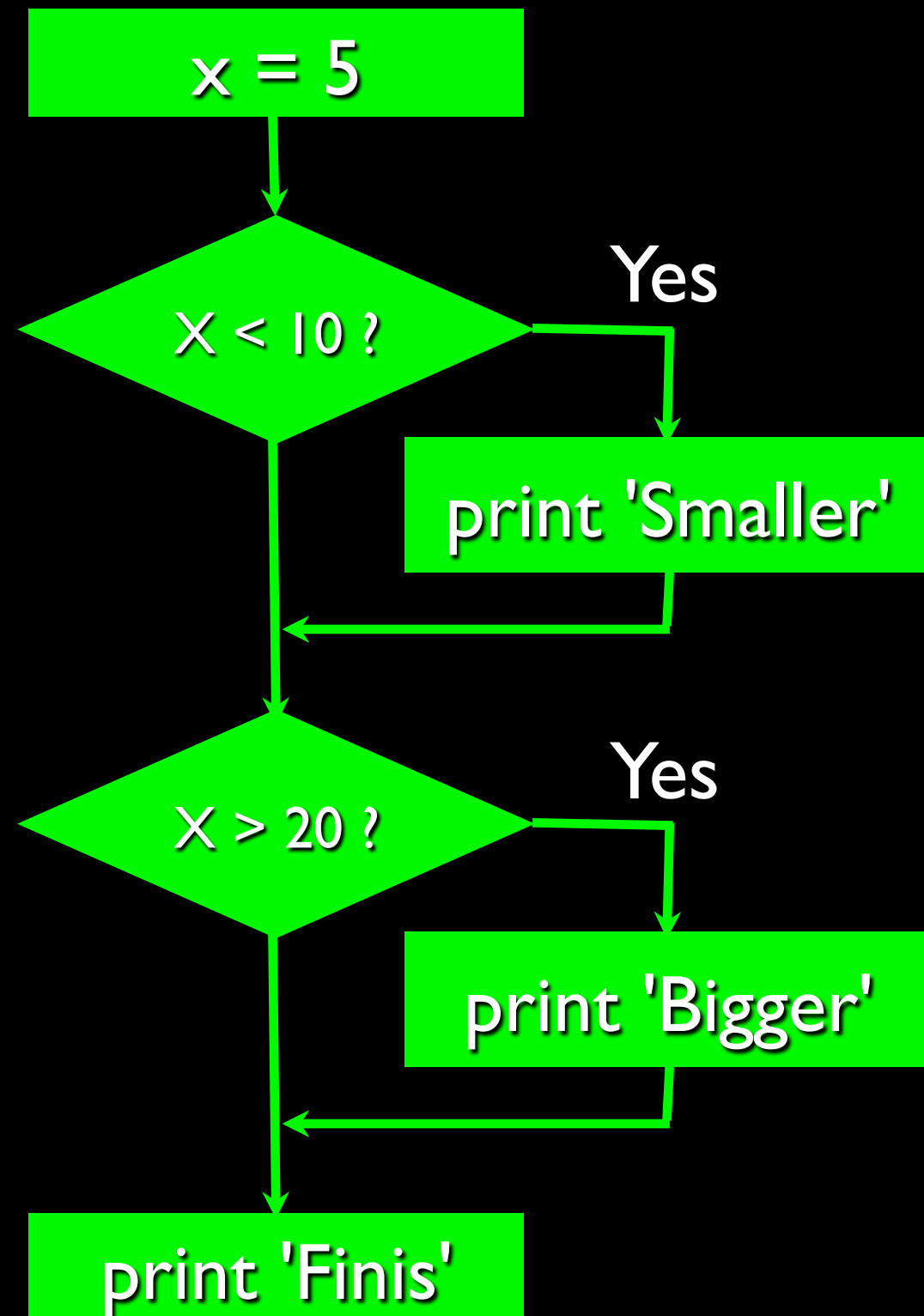
```
x = 2  
print x  
x = x + 2  
print x
```

Output:

24

When a program is running, it flows from one step to the next. We as programmers set up “paths” for the program to follow.

Conditional Steps

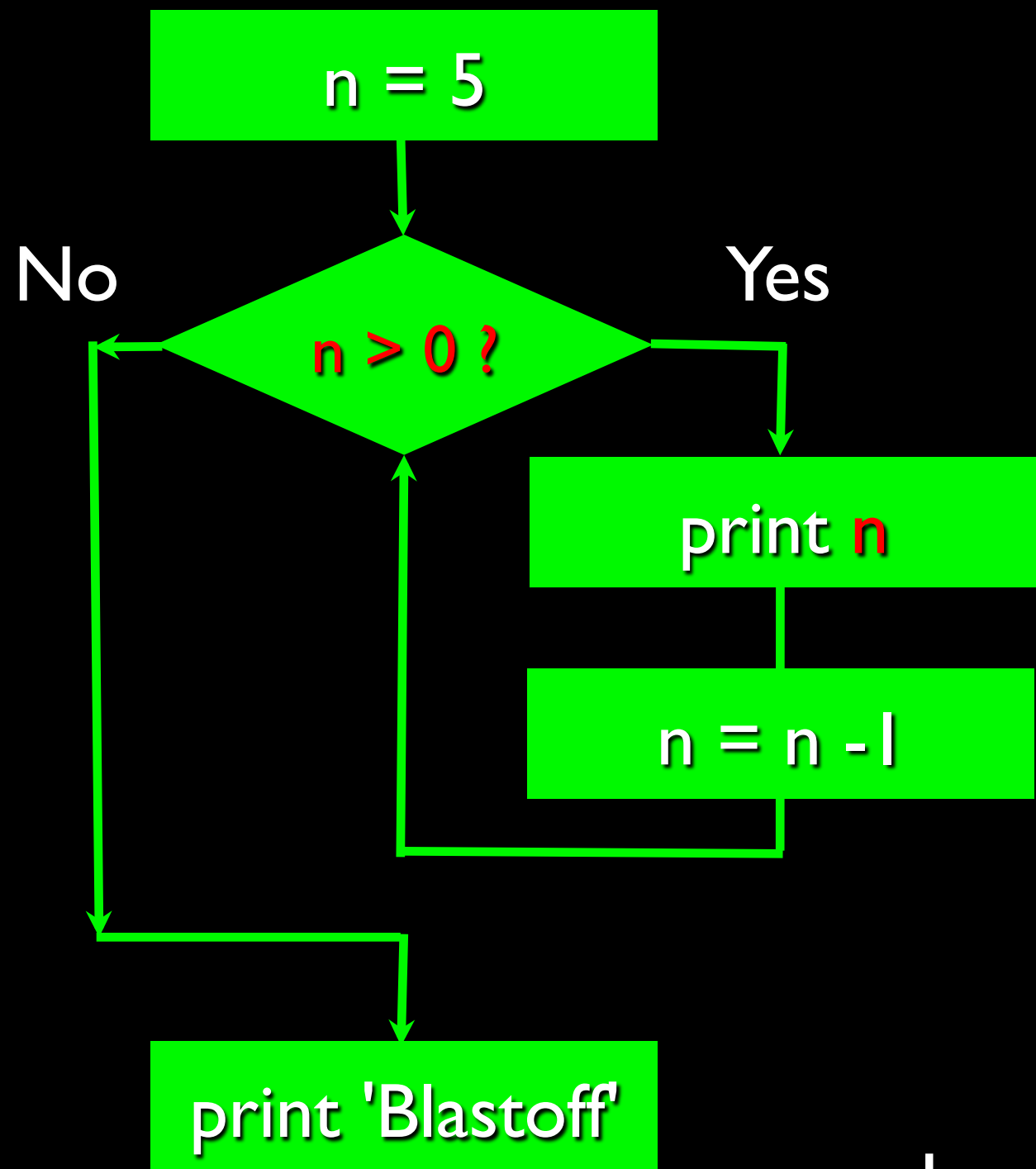


Program:

```
x = 5
if x < 10:
    print 'Smaller'
if x > 20:
    print 'Bigger'
print 'Finis'
```

Output:

Smaller
Finis



Repeated Steps

Program:

```
n = 5
while n > 0:
    print n
    n = n - 1
print 'Blastoff!'
```

Output:

5
4
3
2
1
Blastoff!

Loops (repeated steps) have **iteration variables** that change each time through a loop. Often these **iteration variables** go through a sequence of numbers.

An Animated Short Python Story...

Finding the largest number in a list of numbers...

25 1 114 117 150 152 120 46 19 126
191 121 104 116 160 105 89 125 40 14
31 139 113 94 97 193 154 140 195 122
112 163 177 48 78 101 130 83 35 197
44 54 106 143 59 38 3 41 93 81
20 164 4 11 131 0 107 71 159 69
181 178 173 148 62 142 170 72 37 145
60 187 198 99 15 82 26 8 192 17
129 73 45 9 24 188 42 151 51 183
179 79 50 76 34 33 185 102 193 184

What is the Largest Number?

25 1 114 117 150 152 120 46 19 126
197 121 104 116 160 005 89 89 125 40 14
31 139 113 94 97 149 154 140 195 122
112 163 177 48 78 101 130 83 35 197
44 106 143 197 38 38 71 93 81
20 164 4 11 131 0 107 71 159 69
181 178 173 148 62 142 170 72 37 145
60 187 169 99 15 82 26 8 092 17
129 73 45 9 24 188 42 151 51 183
179 79 50 76 34 33 185 102 193 184

What is the Largest Number?

25	1	114	117	150	152	120	46	19	126
197	121	104	116	160	005	89	125	40	14
31	139	113	94	97	149	154	140	195	122
112	163	177	48	78	101	130	83	35	197
44	54	106	143	59	38	3	41	93	81
20	164	4	11	131	0	107	71	159	69
181	178	173	148	62	142	170	72	37	145
60	187	169	99	15	82	26	8	092	17
129	73	45	9	24	188	42	151	51	183
179	79	50	76	34	33	185	102	193	184

What is the Largest Number?

What is the Largest Number?

3 41 12 9 74 15

largest_so_far

-1 3 41 74

Summary

- This is a quick overview of Chapter 1
- We will revisit these concepts throughout the course
- Focus on the big picture