



# STEAM CLOWN™ PRODUCTIONS

## NAME CARDS





# STEAM CLOWN™ PRODUCTIONS



Attribution-NonCommercial-ShareAlike  
3.0 Unported (CC BY-NC-SA 3.0)

## SEE APPENDIX A, FOR LICENSING & ATTRIBUTION INFORMATION

[by-nc-sa-3.0](https://creativecommons.org/licenses/by-nc-sa/3.0/)

<https://creativecommons.org/licenses/by-nc-sa/3.0/>

<https://creativecommons.org/faq/#what-does-some-rights-reserved-mean>



**STEAM CLOWN™**  
& **Squeaky Hinge**  
**PRODUCTIONS**

© Copyright 2018 STEAM Clown™

# STEP 1 - GET PAPER AND PENS

1. Pick up a 8 x 11 card stock piece of paper
2. Pick a few colored pens for your table group
3. Get ready to fold.... **But wait...**



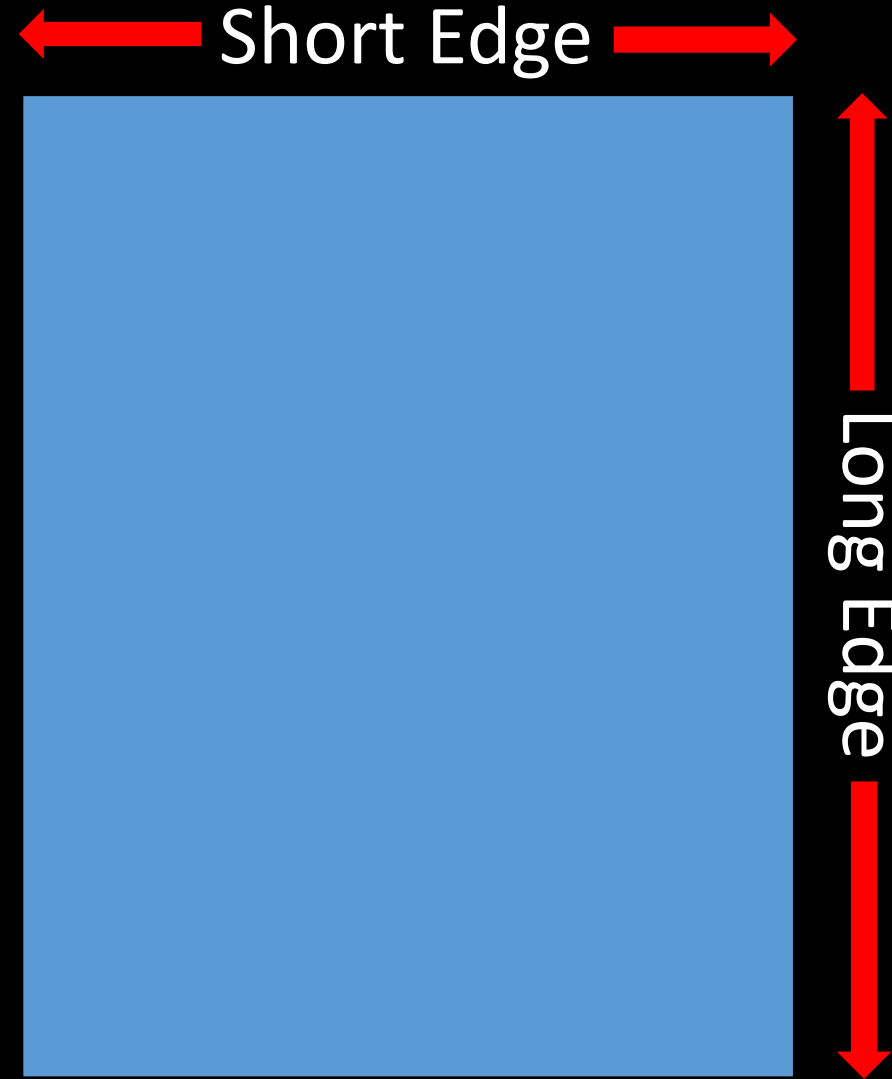
# AM I GOING TO GET GRADED ON THIS?

Yes, so pay attention to the instructions

- This is both an exercise
  1. To create a name tag
  2. And Follow detailed instructions
- Your first grade of the semester will be how well you folded the right edge, and wrote the right size and sides of the card

# STEP 2 - ORIGAMI...

- Find the Long and Short Edge
- We are going to be folding on the Long Edge


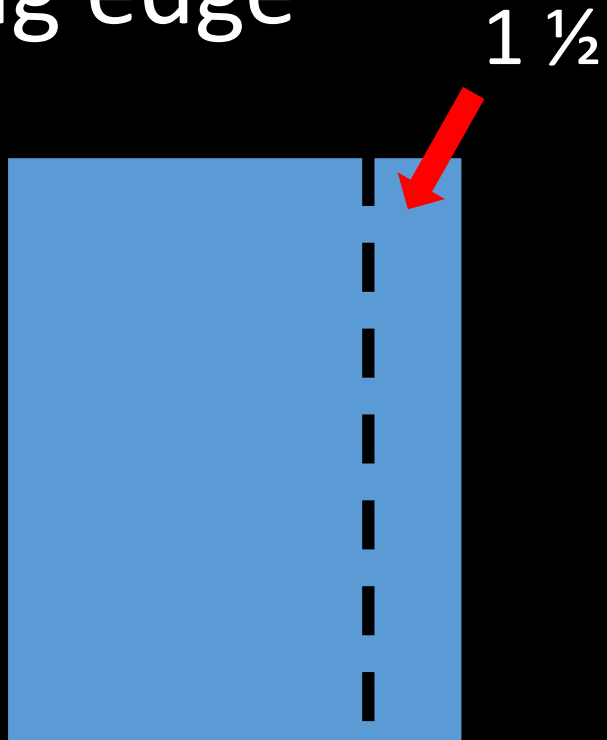


**STEAM CLOWN™**  
& **Squeaky Hinge**  
**PRODUCTIONS**

© Copyright 2018 STEAM Clown™

# STEP 3 - ORIGAMI...

- Fold about an  $1\frac{1}{2}$  on the long edge

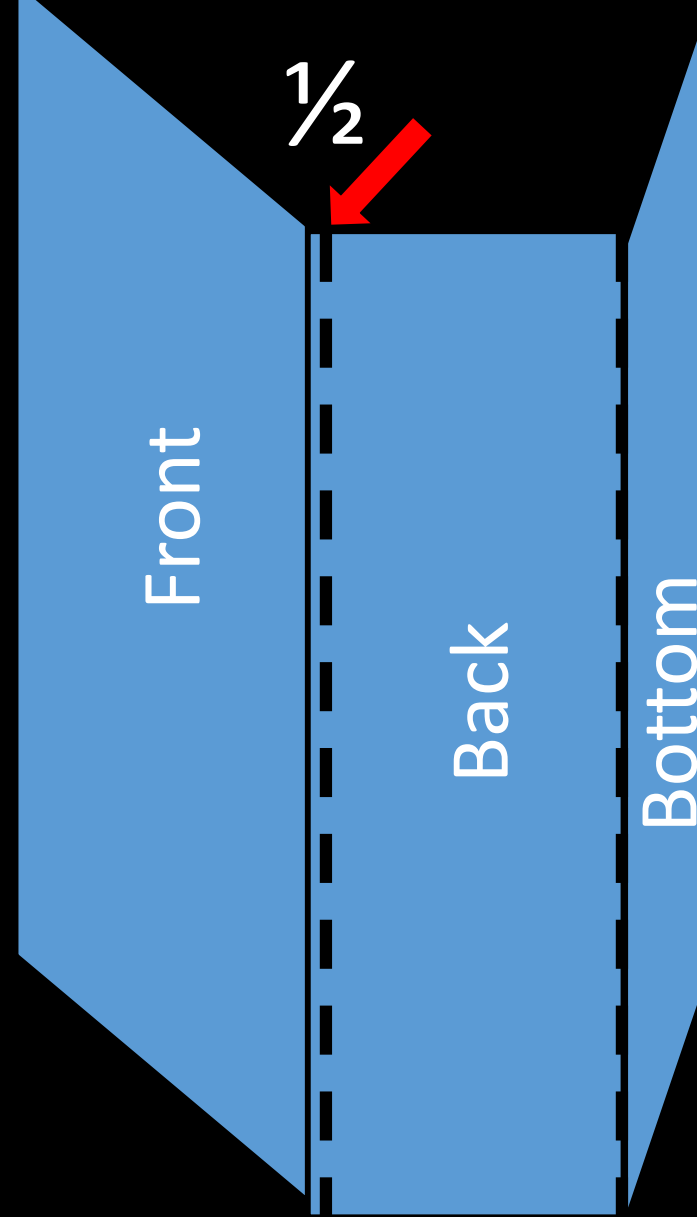
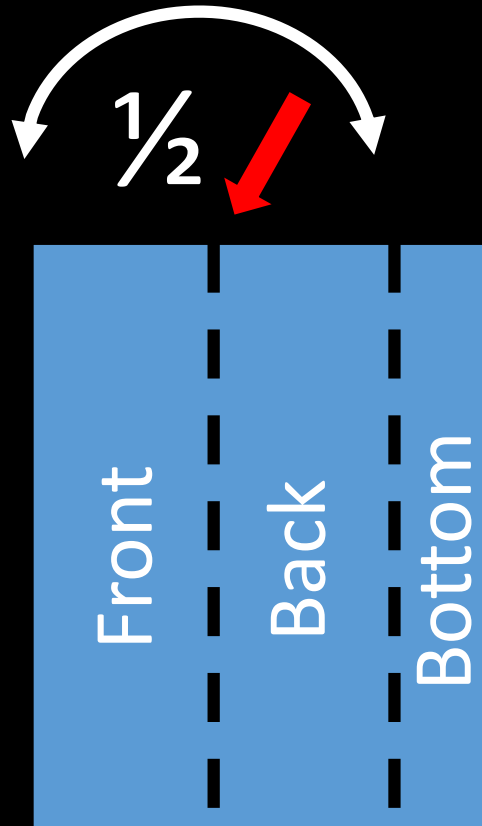


**STEAM CLOWN™**  
& **Squeaky Hinge**  
**PRODUCTIONS**

© Copyright 2018 STEAM Clown™

# STEP 4 - ORIGAMI...

- Fold the larger section from the first fold in  $\frac{1}{2}$  along the the long edge




**STEAM CLOWN™**  
& **Squeaky Hinge**  
**PRODUCTIONS**

© Copyright 2018 STEAM Clown™

# STEP 5 - ORIGAMI...


- Make a Triangle





# STEP 6 - YOUR NAME...

Put First and Last name on both sides



Large First Name

Small Last Name



**STEAM CLOWN™**  
& **Squeaky Hinge**  
**PRODUCTIONS**

© Copyright 2018 STEAM Clown™

# STEP 7 - YOUR SUPER POWER...

Large First Name

Small Last Name



Write your Super Hero power on the bottom




**STEAM CLOWN™**  
& **Squeaky Hinge**  
**PRODUCTIONS**

© Copyright 2018 STEAM Clown™

# STEP 8 - ADD ADDITIONAL BLING...

Large First Name



Small Last Name



**STEAM CLOWN™**  
& **Squeaky Hinge**  
**PRODUCTIONS**

© Copyright 2018 STEAM Clown™



# STEAM CLOWN™ PRODUCTIONS

# REFERENCE SLIDES

# APPENDIX A: LICENSE & ATTRIBUTION

- This interpretation is primarily the Intellectual Property of Jim Burnham, Top STEAM Clown, at STEAMClown.org
- This presentation and content is distributed under the Creative Commons License CC-by-nc-sa-3.0
- My best attempt to properly attribute, or reference any other images, sources or work I have used are listed in Appendix B



## Under the following terms:



**Attribution** — You must give [appropriate credit](#), provide a link to the license, and [indicate if changes were made](#). You may do so in any reasonable manner, but not in any way that suggests the licensor endorses you or your use.



**NonCommercial** — You may not use the material for [commercial purposes](#).



**ShareAlike** — If you remix, transform, or build upon the material, you must distribute your contributions under the [same license](#) as the original.

**No additional restrictions** — You may not apply legal terms or [technological measures](#) that legally restrict others from doing anything the license permits.



**STEAM CLOWN™**  
& **Squeaky Hinge**  
**PRODUCTIONS**

© Copyright 2018 STEAM Clown™